

Figure 1 Speaker Placement in Listening Area

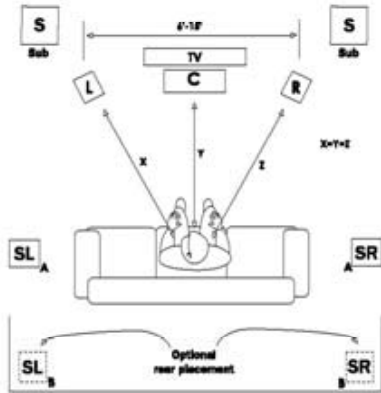


Figure 2 Placement of Center Channel

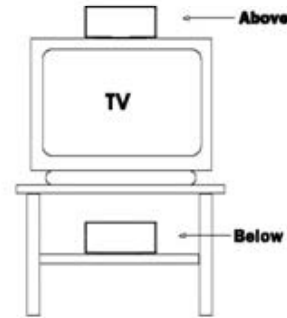
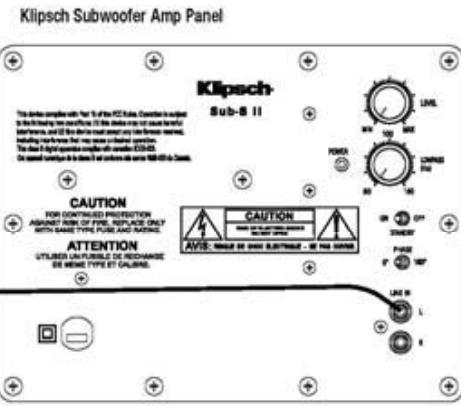
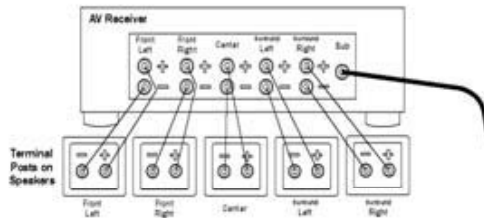


Figure 3 Speaker Wire / Subwoofer Hook Up



NOTE: The A/V receiver/surround sound processor must be set to "Subwoofer On" and all speakers set to "small".

The suggested crossover point is 150 Hz. If 150 Hz is not available, use 120 Hz.

REMARQUE: Le processeur ambiophonique / récepteur audiovisuel doit être réglé sur « Subwoofer On » et toutes les enceintes sur « Small ». La fréquence de coupure suggérée du filtre est 150 Hz. Si 150 Hz n'est pas disponible, utiliser 120 Hz.

HINWEIS: Der A/V-Receiver/Surroundsound-Prozessor muss auf „Subwoofer On“ und alle Lautsprecher auf „Small“ (klein) eingestellt werden. Die empfohlene Crossoverfrequenz beträgt 150 Hz. Wenn 150 Hz nicht verfügbar ist, wählen Sie 120 Hz.

NOTA: è necessario impostare il processore del suono surround/ricevitore audio-video su "Subwoofer On" e tutti i diffusori su "Small". Il punto di crossover suggerito è di 150 Hz; se questa frequenza non è disponibile, usare 120 Hz.

NOTA: O receiver de A/V/processador de som surround deve ser configurado para "Subwoofer On" (Subwoofer ligado) e todas as caixas acústicas devem ser configuradas para "small" (reprodução atenuada de graves). O ponto de crossover sugerido é 150 Hz. Se 150 Hz não estiver disponível, use 120 Hz.

NOTA: El procesador de sonido surround o receptor de A/V se debe configurar en "subwoofer encendido" (Subwoofer On) y todos los altavoces se deben configurar en "pequeño" (Small). La frecuencia de crossover que se sugiere es 150 Hz. Si no se dispone de 150 Hz, fije la frecuencia en 120 Hz.

注意：音頻/視頻接收機或環繞聲處理機必須設定在「低音喇叭在開機狀態 (Subwoofer On)」，並且所有的揚聲器設定在「小 (small)」。所建議的交叉點是150 Hz。若沒有150 Hz，則使用120 Hz。

For additional hook up options, please refer to your AV Receiver manual or klipsch.com

# Klipsch



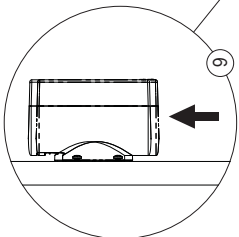
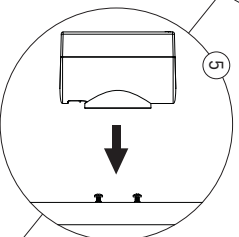
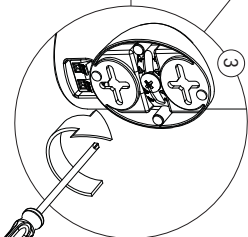
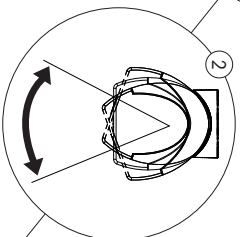
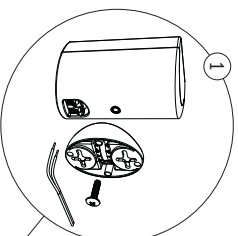
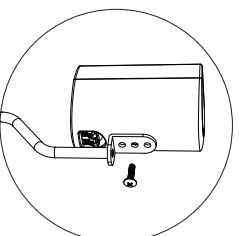
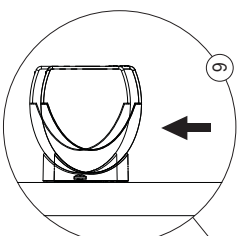
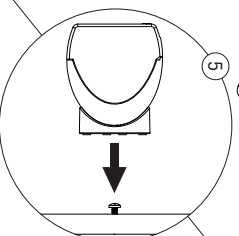
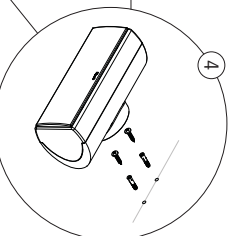
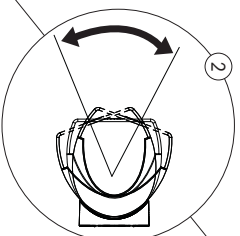
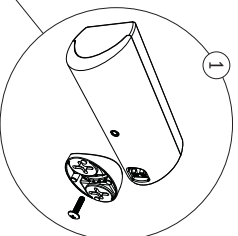
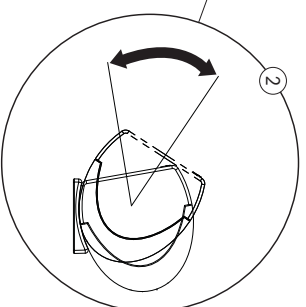
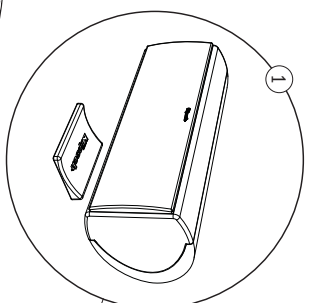
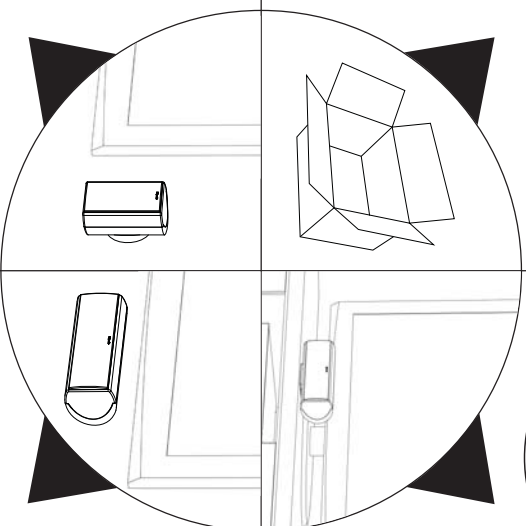
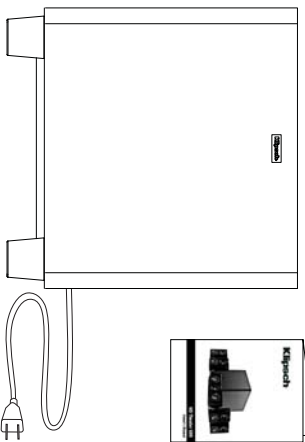
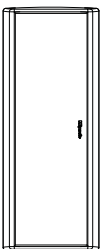
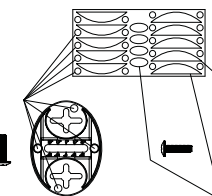
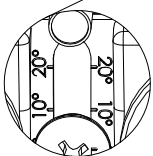
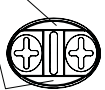
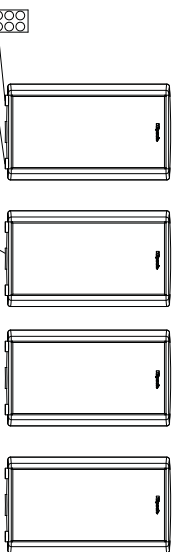
## Klipsch

3502 Woodview Trace  
Indianapolis, IN 46268  
A Wholly-Owned Subsidiary of Voxx International  
1-800-KLIPSCH • klipsch.com  
© 2012 Klipsch Group, Inc.

## HD Theater 600

### Owner's Manual





Mounting Template  
 Model de montaj  
 Montage-Vorlage  
 Montaggio Template  
 Modelo de montagem  
 Planilla de montaje  
 安裝模板

